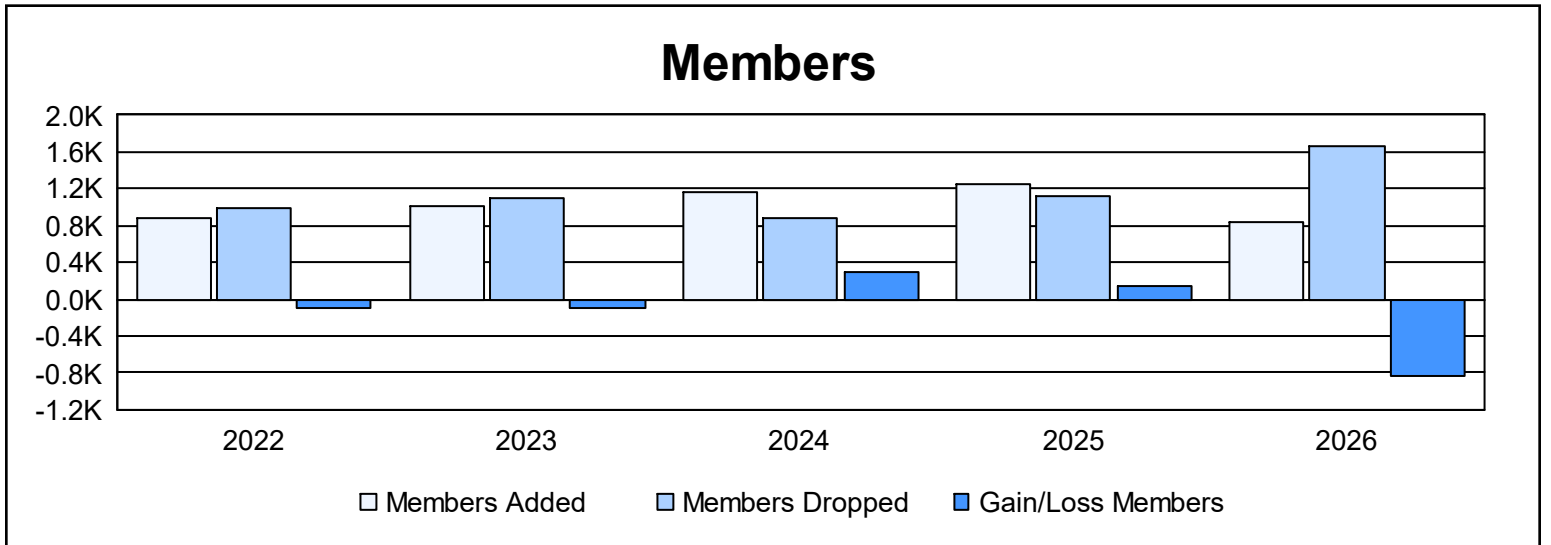
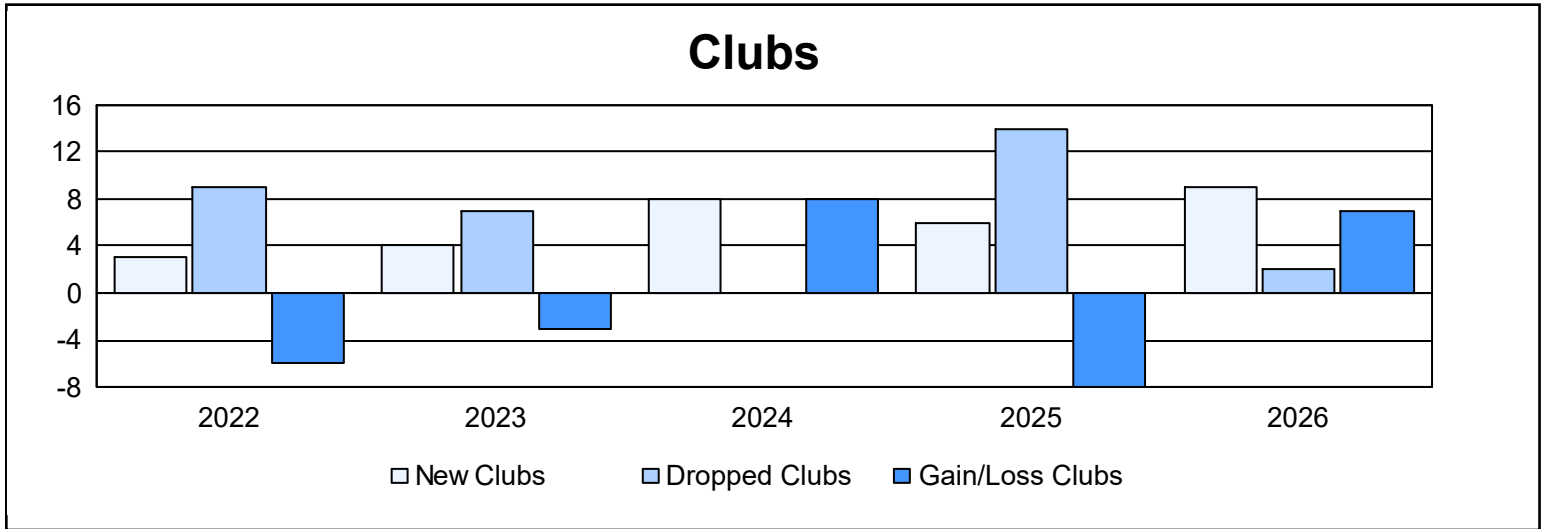
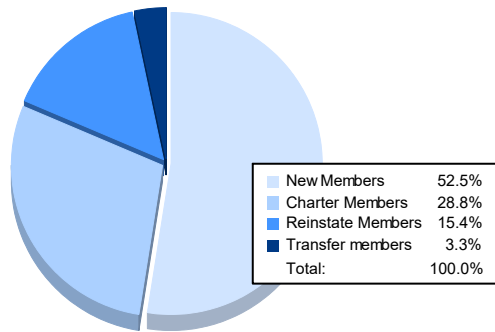


Year	New Clubs	Dropped Clubs	Gain/ Loss Clubs	New Members	Charter Members	Reinstate Members	Transfer Members	Total Member Added	Total Members Dropped	Gain/ Loss Members
2021-2022	3	9	-6	746	100	35	10	891	995	-104
2022-2023	4	7	-3	799	185	17	11	1,012	1,099	-87
2023-2024	8	0	8	838	235	54	30	1,157	872	285
2024-2025	6	14	-8	1,031	162	46	15	1,254	1,115	139
2025-2026	9	2	7	444	243	130	28	845	1,671	-826
Average	6	6	0	772	185	56	19	1,032	1,150	-119



Membership Composition May 2026 Cumulative



Gender Composition May 2026 Cumulative

